

**DECOSPAN®**  
Wood Solutions



Your partner for total solutions  
for wood in interiors



## **Mission**

Decospan develops, produces and markets wood products, respecting people and our planet.

## **Vision**

Decospan believes that wood contributes to beautiful, warm living and work interiors. Not just that - it also improves quality of life. Based on this belief, we find comprehensive solutions for easy integration of this wonderful renewable natural material in our daily environment.

As a market-driven lifestyle company, we like contributing input to the specifier, the processor and the principal. In our extensive range of products for wall, ceiling, floor, furniture and acoustic applications, we always find the right solution. We have all the ingredients in-house to meet the specific needs of the client: a treasury of over 150 wood types, state-of-the-art machines, a sustainable business model and a flexible team of employees. Additionally, we have a range of brand products offering an accessible answer to frequently asked questions about interiors.

## **Values**

Decospan is an engaged family business, managed by the third generation today. We are committed to spreading our passion for wood to everyone in and around the company.

Our reputation and long-term relations are based on honesty and trust. We aim to be a company offering people a platform to develop their talents. This is why we invest in a culture encouraging entrepreneurship and initiative. This allows us to deliver quality on a daily basis. Only the best is good enough, in everything we do.

Decospan treats its employees, clients, suppliers and all other stakeholders with the highest respect - just as it treats its raw material: wood. We expect mutual respect.



**1978** Urbain Desmet establishes Decospan

**1979** Second generation starts in the family business

**1980** First export with sales offices in the UK, Germany and France



"The sustainable use of our basic raw material - wood veneer - gets the highest priority and is embedded in our company philosophy."



1981

3.24

Oak false quarter

1983

Focus on veneer as the basis for all products



## PREMIUM SERVICE

Decospan has full focus on your project. This is why we take time to discuss everything in detail.

Our wood consultants are happy to host you in one of our inspiration centres. This offers you a comprehensive insight into the range of solutions we can offer you.

Please visit [www.youtube.com/decospan](https://www.youtube.com/decospan) to see how we do that.



2.42

Spruce

1984

1985

1986



"Make an appointment with one of our wood consultants. Come in and discuss your project in detail with us, making your personal veneer choice."



1987

1988

Construction of new production site in Menen, Belgium, with full automation, increasing capacity

1990

Diversification with veneer: development of Par-ky veneer floors



"Our products are a bridge  
between real wood,  
contemporary interior design  
and technical excellence."

1995

1996

1997

Start of large-scale production  
of customised wood veneer  
furniture components

3.24 Oak false quarter





4.02

Oak heavily smoked

"The close collaboration between the marketing, sales and R&D departments creates beautiful products. Our high-quality solutions are always innovative and inspiring, with due consideration of the ecological aspect."

2000

Construction of a new production unit in France focusing on custom work for the furniture and interior industry

2001

2002



We are never satisfied. We are motivated to continuously develop products and services that offer more convenience in our clients' lives.

3.04

Ovankol



Good acoustics is part of the overall experience of a project. Our acoustic solutions are the answer.



"Decospan makes wood accessible again by simplifying the choice and processing. This creates added value to all stakeholders."

2005

2006

2007

Founded DM Furnir Croatia as a strategic foothold for the supply of the main raw material oak veneer from Central and Eastern Europe





Oak Rustic

2008

Increase of the added value based on further finishing: launching ready-made veneer panels Shinnoki

2009

Third generation comes into the company, focusing on developing a brand strategy and the pro-active approach of the specifier

2010

"We use wood in a sustainable way.  
That is one of the simplest ways of  
combating climate change."



3.24

Oak false quarter

2011

Construction of a new quality  
centre in Menen, Belgium and  
installing additional machines  
for activities adding extra value  
(brushing and scratching)

2012

2013

Foundation of Decospan  
Croatia for the production  
of wood veneer panels for  
the blossoming Eastern  
European market



3.31

Larch

## PREMIUM SERVICE

Come and select your personal choice of veneer in our treasury where over 150 types of wood are displayed. The chosen log will be reserved and processed for you as agreed. This means that you can be certain that the veneer fulfils all your expectations.



2014

Launching 'Querkus'

2015

Opening of the first inspiration centre 'The Veneer House' in Menen for assistance to architects and craftsmen by our wood consultants



Oak Select

**2016** Integration of Cabannes sas and launching high-end full parquet floors based on a menu of options

**2017** Construction new production site Menen in accordance with industry standard 4.0, with the aim of higher capacity, increased service and shorter delivery times

**2018** Launch of 'Astrata'



"We aim to create the optimal work environment for our employees. This requires substantial investments in ergonomics, acoustics, safety, life-long learning and various sports and recreational facilities."

The Decospan group is committed to a central role for nature in its policy, and puts that responsibility into practice with the Pure Wood Charter.



2019

Start-up of business development team with a complete range of solutions for wood  
Launch of Woodcoustics

2020

2021





## Custom-made wood solutions 22-65

<b><u>PANELS</u></b>	<u>Look</u>	Wood species	24-29
		Slicing and jointing technique	30-33
		Quality	34-35
	<u>Product</u>	Panel	36-37
		Flex	38
		Lam	38
		Ply	39
		Edge banding	39
	<u>Post-processing</u>	Structure	40-41
	<u>Finishing</u>	Staining / Varnishing / Oiling	42-43
 <b><u>WALL</u></b>	<u>Look</u>		46-47
	<u>Product</u>		48
	<u>Post-processing and finishing</u>		49
 <b><u>FLOORING</u></b>	<u>Look</u>		52-53
	<u>Product</u>	Floating	54
		Fully glued down	55
	<u>Qualities</u>		56
	<u>Post-processing</u>	Structure	56
	<u>Finishing</u>	Staining / Varnishing / Oiling	57
 <b><u>PROJECT SUPPORT</u></b>	<u>Aesthetic recommendations</u>		60-61
	<u>Technical support</u>		62-63
	<u>Project cases</u>		64-65

## Branded wood solutions 66-71



## PANELS



"The colour of wood veneer is also influenced by light in the room."

## Veneer

Veneer is produced by slicing a log in thin layers with a blade. In contrast to solid wood, which is sawn, veneer makes optimal use of the log without any sawing loss.

Cutting a log can be done in various ways. Each way produces a different pattern, and can be cut to various thicknesses. The standard thickness is 0.6 mm. Most frequently used wood types are also available as a thick veneer.

Veneer retains the natural look and feel of real wood as well as its unique properties, showing authentic colour and pattern variations. To highlight the natural characteristics, we can further process and finish the veneer wood to the client's personal taste. Veneer lives, gaining in expression throughout the years. This allows this genuine natural product to discern itself from imitations.

## Selection

We have a large stock of more than 150 wood types. This treasury allows you to make a choice that perfectly fits your project and personal taste. We are happy to assist you in this process. This catalogue offers an overview of all wood types available. Please find large images of each wood type on our website. Our online shop enables you to order samples of each wood type or a 'veneer bible' with the most frequently used wood types. Alternatively, please feel free to use our personal premium service. We are happy to host you in our inspiration centre, helping you select your personal choice of veneer. This means that you can be certain that the veneer is everything you anticipated it would be.

## Sustainability

Trees give oxygen to our planet. Oxygen is the very first basic requirement for life on our planet. This is why it is so important to ensure adequate forest management, making space for new trees at the right time. The mature trees can then be safely used in our materials economy. This also extends the storage of CO<sub>2</sub> during the full life of our products.

This sustainable vision is central to our policy. We put this vision in practice in the Pure Wood Charter. We request our suppliers to sign and fully comply with this Charter. Decospan is also certified for FSC® and PEFC, organisations committed to responsible forest management. Wood with this label by definition has a legal provenance and its origin is authenticated.

















## LIGHT WOOD SPECIES

									
2.02 Ako	2.03 Ako Rotary	2.17 Alder Euro- pean	2.04 Amapa	2.05 Anatolia (Steamed Koto)	2.18 Ash Olive	2.19 Ash white	2.06 Ayous	2.45 Bamboo Khaki side pressed	2.07 Bamboo natural plain pressed
									
2.08 Bamboo natural side pressed	2.13 Beech white	2.10 Birch Appled	2.12 Birch Ice	2.09 Birch half Rotary	2.11 Birch Sliced	2.41 Birds-eye Maple	2.14 Carolina Pine	2.33 Douglas Fir	2.20 Eucalyptus
									
2.21 Eyong Rotary	2.43 Fir Knotty	2.22 Goiabao	2.23 Goiabao Figured	2.24 Hornbeam	2.25 Koto	2.26 Limba	2.27 Lime	2.28 Maple	2.29 Maple Figured
									
2.30 Movingui	2.32 Olive	2.15 Pine	2.31 Pine Baltic	2.44 Pine cembra	2.16 Pine Knotty	2.34 Poplar US	2.35 Poplar US White	2.01 Robinia	2.36 Sen
									
2.40 Silver Fir	2.42 Spruce	2.38 Sycamore	2.39 Sycamore Figured	2.37 Sycamore Steamed					

Wood types marked with — are presented in the veneer sample binder.



## BROWN WOOD SPECIES

									
3.01 Afrormosia	3.02 Afzelia doussié	3.03 Alder red	3.06 Anegre	3.07 Anegre Figured	3.08 Bamboo steamed plain pressed	3.09 Bamboo steamed side pressed	3.10 Beech Brownheart	3.11 Beech Steamed	3.12 Black Fraké
									
3.13 Cedar Lebanese	3.14 Cedar western red	3.29 Chestnut	3.16 Curupixa	3.17 Curupixa Figured	3.18 Dibétou (Walnut African)	3.35 Elm Grey	3.36 Elm red	3.27 Hemlock	3.26 Idigbo (Framiré)
									
3.28 Iroko	3.30 Kauri	3.31 Larch	3.32 Mansonia	3.21 Oak crown	3.19 Oak flake	3.23 Oak Knotty	3.20 Oak Pippy	3.44 Oak Rift	3.24 Oak false quarter
									
3.47 Oak quarter small mirror	3.22 Oak Smoked	3.04 Ovankol	3.05 Ovankol Figured	3.37 Redgum	3.38 Sassafras	3.15 Satinwood	3.39 Tauari	3.41 Teak	3.42 Teak Blond
									
3.33 Walnut American	3.34 Walnut Italian	3.40 Yew	3.43 Zebrano	3.48 Ziricote					

## RED WOOD SPECIES



Wood types marked with — are presented in the veneer sample binder.

## DARK WOOD SPECIES



4.12  
Amara

4.05  
Bog oak

4.01  
Ebony  
Macassar

4.13  
Eucalyptus  
smoked

4.14  
Eucalyptus  
smoked  
figured

4.15  
Eucalyptus  
smoked  
pommel 

4.16  
Yaya nero

4.04  
Greenheart

4.03  
Imbuia



4.17  
Oak black

4.02  
Oak heavily  
smoked

4.07  
Rosewood  
Indian

4.08  
Sapele  
pommel 

4.09  
Sucupira

4.06  
Walnut  
European

4.10  
Wenge

4.11  
Yaya

## BURL WOOD SPECIES



1.03  
Ash burl

1.01  
Birch burl

1.08  
Elm burl

1.04  
Madrone burl

1.05  
Maple burl



1.06  
Myrthe burl

1.02  
Oak burl

1.09  
Poplar burl

1.10  
Vavona burl

1.07  
Walnut burl

"A list of 150 wood types  
allows you to choose the  
right type of wood to your  
personal taste."

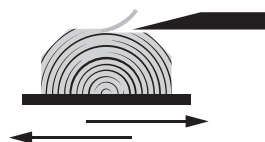



### Slicing techniques

The appearance of the veneer sheet is determined by the way we slice the wood and join the pieces together. The 3 most frequently used slicing methods are:

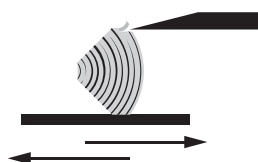


#### CROWN CUT

Flame pattern by cutting through the heart of the log.



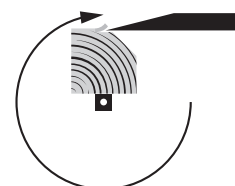


#### QUARTER REGULAR CUT

Straight-grained, cut at right angles to the growth rings.



#### QUARTER RIFT CUT

Straight-grained pattern by rotating the tree around its axis, cutting perpendicular to the growth rings under a certain angle.



## Jointing techniques

Using advanced technology, we are able to join the sliced wood into a veneer sheet. The images below show the different techniques that we apply. This allows you to decide on the final look and feel of your panel. You can make the optimal choice for your application. Whatever you choose: real wood is always unique and gives your project that extra character.

### BOOK MATCHED

This is the standard jointing method. The sliced strips of veneer wood are jointed mirrored, two by two. This technique clearly shows the pattern variations of the tree in the jointed sheet.



Example:  
Wood specie: American Walnut  
Slicing technique: CROWN CUT  
Jointing technique: BOOK MATCHED

### SLIP MATCHED

The veneer strips are matched one after the other and then jointed. This is the recommended jointing technique if the veneer should be stained. As all strips have the same side up, there is no colour difference between the strips



Example:  
Wood specie: American Walnut  
Slicing technique: CROWN CUT  
Jointing technique: SLIP MATCHED

### REVERSE SLIP MATCHED

The veneer is more evenly spread throughout the veneer sheet due to the head-to-head combination.



Example:  
Wood specie: American Walnut  
Slicing technique: CROWN CUT  
Jointing technique: REVERSE SLIP MATCHED



"The selected jointing technique is the main factor in the look and feel of your project. It influences the ambiance of the project."

### MIX-MATCHED

Mix-matched is literally what it says: mixing and matching. The veneer strips are jointed randomly with variations in colour and structure, creating an interesting yet cohesive effect. Mix-matched is the veneer alternative for the plank effect of solid wood. It is possible to create a mix of both crown cut and quarter cut, or use crown cut only or quarter cut only.



Example:  
Wood specie: American Walnut  
Slicing technique: QUARTER  
Jointing technique: MIX-MATCHED



Example:  
Wood specie: American Walnut  
Slicing technique: CROWN CUT  
Jointing technique: MIX-MATCHED



Example:  
Wood specie: American Walnut  
Slicing technique: QUARTER and CROWN CUT  
Jointing technique: MIX-MATCHED

## Qualities

Determining the right quality is essential. Correct agreements ensures customer satisfaction. This is why we are happy to inform you about the various visual qualities of our jointed sheets. That enables you to make the best choice for any project, depending on the application and the budget.

### ARCHITECTURAL

This is the top quality. Exclusively well-structured, homogeneous logs of pure quality throughout the successive books of veneer wood are eligible for this range. The panels are numbered so that they can be used sequentially to ensure a flowing pattern within the panels of one pack.

### CLASSIC

This is the classic veneer quality that is more than adequate for any circumstances. Classic is based on veneer wood with a number of characteristics that are inherent to the wood and that are not detracting from the look and feel. The panels are not numbered, and the sequences are not as large and not guaranteed.

### COMMERCIAL

This commercial top product allows the panels more expression and a wilder structure, significantly different colour shades and knotting. The typical wood characteristics are in plain view. Sequences cannot be guaranteed, but this is undoubtedly more than compensated by the affordable price.

The 3 qualities clarified on

Wood specie: Oak - Slicing technique: QUARTER - Jointing technique: BOOK MATCHED

#### ARCHITECTURAL



- Striking and well-defined grain
- Uniform colour and structure within the same log
- Excellent for use in front panels
- Minor characteristics are permitted
- Larger sequences
- Numbered panels

#### CLASSIC



- Structure with less grain texture
- Slight colour variations
- Small knots in the wood

#### COMMERCIAL



- Small, centred knots may occur
- Less expressive structure
- More colour variations
- Lively pattern

"Our in-house quality centre grades each veneer bundle. This allows us to guarantee a consistent level within each category."

The 3 qualities clarified on

Wood specie: Oak - Slicing technique: CROWN CUT - Jointing technique: BOOK MATCHED

### ARCHITECTURAL



- Flame pattern with clear grain
- Uniform colour and structure within the same log
- Excellent for use in front panels
- Minor characteristics are permitted
- Larger sequences
- Numbered panels

### CLASSIC



- Flame pattern with less grain
- Slight discolouration allowed
- Small knots in the wood
- Half crown cut may occur

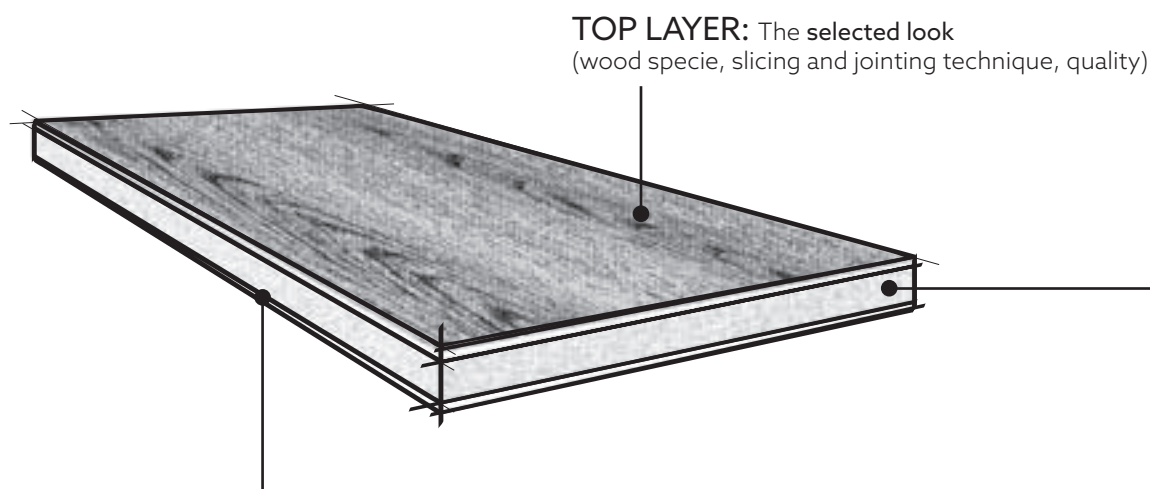
### COMMERCIAL



- Small, centred knots
- Less expressive structure
- Striking wood characteristics permitted
- Pronounced colour variations

Decopanel is the product group of the **veneered panel material**.

The HPLT pressing process (High Pressure Low Temperature) that Decospan applies guarantees the highest quality for each type of panel. This unique method is the result of our decades of experience in pressing methods and veneer processing. When ordering a veneered panel, it is essential to select the right **base board** and the right **backing**. Please see the drawing below for clarification.



**BACKING:** For great stability, a veneered panel must be fitted with a balancer. There are several options:

- **Same as top layer** (wood type, slicing method, jointing technique, quality)
- **Same as top layer** (wood type, slicing method, jointing technique) **but in a different quality:** Architectural, Classic, Commercial
- **B Quality:** The same wood type as the top layer but in a lower grade. This allows for using cut-offs, closed veneer rejects, discolouration and, to some extent, sapwood.
- **C Quality:** The same wood type as the top layer but without any aesthetic value. With unlimited use of sapwood and plain faults are tolerated to some extent.
- **Manufacturer's selection:** an alternative allowing the operators to use any wood type and quality to stabilise the panels. Both sapwood and plain faults are used without limitation. This option is advised only for applications where the counter-side of the panel is not visible.

---

## PANEL:

Choice of various types,  
dimensions and thicknesses



### CHIPBOARD

These are high-quality base boards that are made of **wood chips**. Veneered wood chips are a versatile basic material with an excellent price-quality ratio. This material is mainly used for various **furniture and kitchen applications**.

Available options:

Chipboard, Chipboard Fire-Retardant, Chipboard moisture-resistant



### MDF BOARD

These are high-quality base boards that are made of **wood fibres**. Very fine structured wood is used as the raw material, producing a very uniform board. MDF board is **extremely suitable for fine interior work**.

Available options:

MDF, MDF Fire-retardant, MDF moisture-resistant, MDF Black



### BLOCKBOARD

A standard block-board is a panel with a **solid wood core**, generally made of pine or poplar. This board is finished with a rotary-cut veneer or a thin chipboard or MDF board.

The specific product structure used for block-boards means that the finished product may be labelled as 'solid wood'. The screw-holding power and machinability are within the parameters of **regular solid wood**.

Available options:

Block-board, Block-board MDF



### PLYWOOD BOARD

A plywood board is made of an odd number of **rotary cut veneer** layers using cross-grain pressing. This makes this type of board very robust and ideal for **load-bearing applications**.

On top of the covering veneers, we glue a decorative veneer that you selected as your top layer.

Available options:

Plywood, Plywood poplar, Plywood WBP, Plywood Birch WPB, Plywood Okoumé WBP, Plywood Fire-retardant

Please refer to the detailed technical information and dimensions available at [www.decospan.com](http://www.decospan.com).

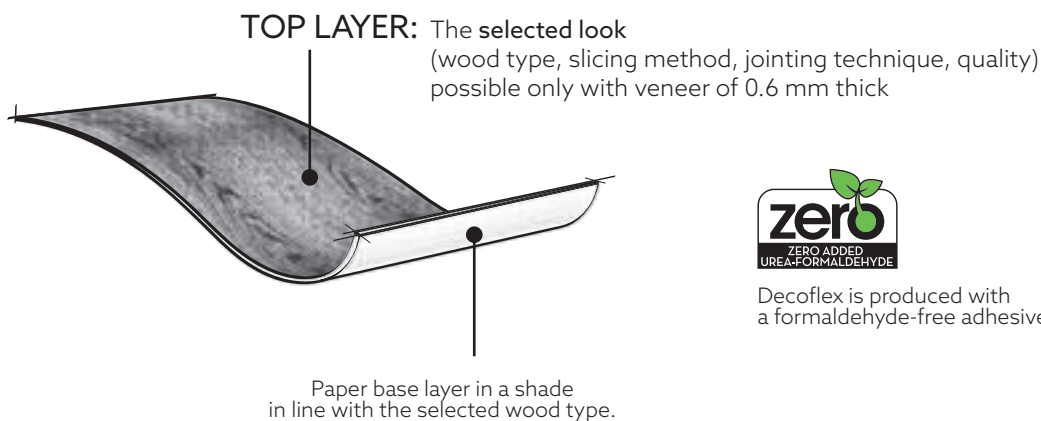
## DECOFLEX

Flexible wood veneer

Decoflex is a flexible veneer sheet first pressed on a paper sheet and subsequently breaking the wood fibres. The surface is sanded with a 150 grain sandpaper and is ready for use. Decoflex can be laminated easily and is perfect for use in production of doors and other furniture components.

In Europe, the **stock range** is available for delivery within 72 hours of ordering. Other wood types, jointing methods or special dimensions can be prepared at request.

Please refer to the **stock range**, the **detailed technical specification sheet** and the **processing and application instructions** at [www.decospan.com](http://www.decospan.com).

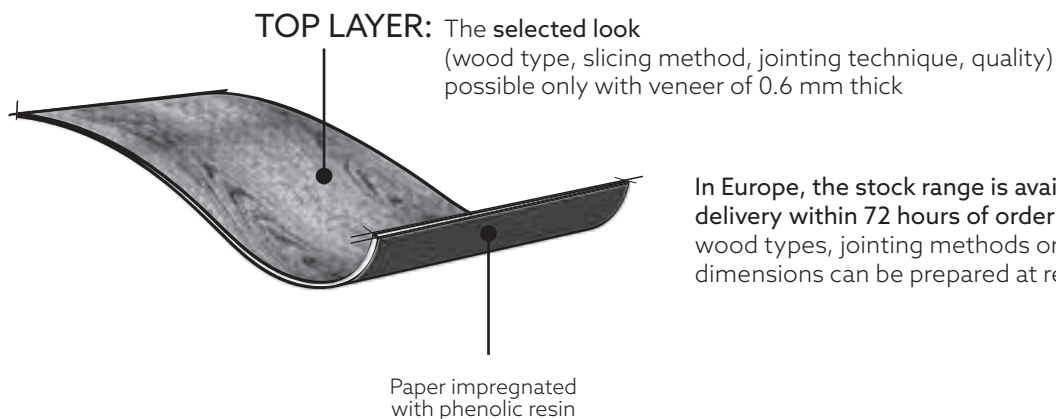


## DECOLAM

Flexible wood laminate

Decolam is a jointed veneer sheet pressed on phenolic resin impregnated paper. This makes Decolam very solid yet flexible enough to easily be glued on slightly curved surfaces. Decolam is perfect for production of doors or other furniture components.

Please refer to the **stock range**, the **detailed technical specification sheet** and the **processing and application instructions** at [www.decospan.com](http://www.decospan.com).



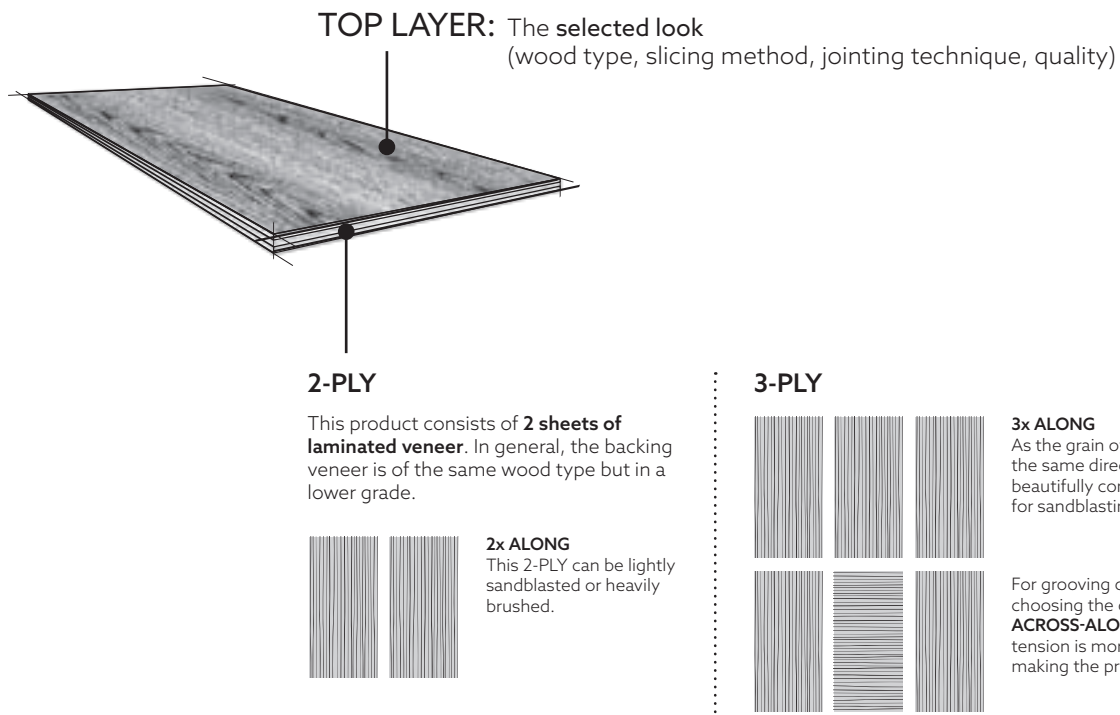
In Europe, the **stock range** is available for delivery within 72 hours of ordering. Other wood types, jointing methods or special dimensions can be prepared at request.

## DECOPLY

Multiple veneer layers

Decoply is a veneer sheet that comprises two or three layers of wood veneer with base layers of the same wood type or of a cheaper alternative. The unique structure of Decoply allows for brushing or sandblasting.

Please refer to the detailed technical specification sheet and the processing and application instructions at [www.decospan.com](http://www.decospan.com).

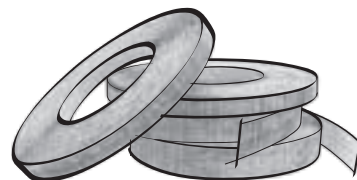


## DECOROLL

Veneer edge banding

As to the **edge finishing** of your veneered furniture, we have a range of edge banding available. We have a permanent stock of the most popular wood types. These are delivered on roll and are reinforced with fleece. The edge bandings are sanded and not pre-glued.

Please refer to the stock range and the technical information at [www.decospan.com](http://www.decospan.com).





The Decospan finishing station can add various finishings to the veneer product. There are three options: brushing, band sawing and ageing.

## Structure

To add to the look and feel of the wood, Decospan can offer different surfacing options. The third dimension of wood can be highlighted even on 0.6 mm veneer. Due to continuous investments and technological developments, Decospan can offer different surface operations.

Brushing the wood highlights its structure and relief. Depending on your preferences, you can choose between light brushing (type B1) or heavy brushing (type B2). There is also an alternative to sandblasting (type B3).


The trend towards recognisable, natural characteristics is also applied in the interior building. Decospan's scratching techniques lend an authentic rough sawn structure and a solid wood look to the surface of a veneered panel. A special finishing process gives the veneer surface a band saw effect. Finally, an aged look can be created by random hammer beating.

**Please refer to the detailed technical information and images available at [www.decospan.com](http://www.decospan.com).**

### BRUSHING



BRUSHED type B1



BRUSHED type B2



BRUSHED type B3

### BANDSAW EFFECT



SCRATCHED type S1



SCRATCHED type S3

### AGING



DISTRESSED type D1

## Finishing

---

The Decospan lacquering department guarantees a quality finish. You can count on our know-how and flexibility for a flawless result. The flexible finishing lines allow staining, lacquering or oiling both custom panels and standard veneered panels.

Decospan aims to deliver only products with the smallest environmental footprint. We focus on minimal emission of volatile organic compounds (VOC). That is why we use only water-based stains, without harmful solvents. All varnishes are UV PU-ACR coatings without harmful emissions.

### Stains

Applying a coloured layer based on coloured stains ensures a great-looking finish. The colour pigment partially penetrates in the fibres while the structure of the wood is preserved. Your veneered panels obtain a consistent colour due to our controlled methodology and advanced technologies.

13 standard core colours are available for oak. Furthermore, our team of colour specialists can develop a personalised colour with a minimum of 50 sides to finish. This high degree of flexibility ensures that you do not need to worry about the finishing of your veneered panel.

#### 13 standard core colours



## Varnish / Oil

Each veneer panel should be treated to protect the surface against damage or stains. Varnish is a protective coating on the wood. This layer protects the veneer wood against moisture and damage due to external factors. There are three default finishing levels depending on the application: Parquet, Performance and Natural Touch.

UV-oil penetrates into the wood and gives the veneer surface a natural look with a warm, pleasant feeling. This finish retains the grain of the wood and offers sufficient protection against stains.



LACQUER sealed  
gloss 20



LACQUER open grain  
gloss 10



UV Oil  
gloss 5

## Peel off protective film

To protect the varnished panels during transport and manipulation in your workshop, you have the option of adding a protective film.





WALL





"Harmony between wall and ceiling creates calm."

Wooden wall cladding makes it easy to integrate nature in a project. There is a wide range of options to apply a decorative veneer wall that you will enjoy for a very long time. Decospan offers many high-quality, decorative and affordable solutions. Our experts are happy to help you arrange the right product. Often, clients choose wood plank panelling, wooden beams or veneered tiles.

The look and feel of the wall cladding is determined by the technical aspects of the selected top layer. The combination of the wood type, slicing method and jointing technique has a major impact on the final look and feel of the wall cladding.

We have a large stock of more than 150 wood types. This treasury allows you to make a choice that perfectly fits your project and personal taste. We are happy to assist you in this process and help you make a selection based on this catalogue or website, or the range in our online shop.

The selected wood type is then processed into veneered planks, beams or tiles. In order to ensure uniformity of the full wall, we recommend mixing veneer of various logs in order to compile a consistent overall picture. This can be based on a mixed match with both crown cut and quarter cut, or a mix of crown cut only or quarter cut only. This will change the character of your wall.

## Planks

The **classic wooden panelling** consists of tongue and groove planks assembled on the underlying structure. Decospan developed a unique profile to ensure invisible fixture of the planks using a nail gun or metal clips.

You can select your top layer and add extra brushing as required. The planks are available unfinished, ready-stained, varnished or oiled.

The size of the planks can be determined in consultation with one of our sales office representatives. We also have some standard dimensions available from stock in oak: 3040x124x13 mm - 3040x166x13 mm - 3040x190x13 mm.

## Beams

We can design and manufacture **wooden beams** customised for your project to **divide the space without fully enclosing any areas**. This enables you to have an option of a spatial view while creating pleasant area definition. In addition to their aesthetic added value, the wooden beams are also a functional solution for spatial design.

The top layer and dimensions of the beams can be fully customised and you can add extra brushing if required. The beams are available unfinished, ready-stained, varnished or oiled.

## Tiles

We can develop **veneered tiles to finish your ceiling**. This factors in your technical, aesthetic and budgetary requirements.

You can determine the top layer and edge finish. The tiles can be edged or based on tongue and groove or other profiles. Also, the tiles are available with a brushed surface and we can finish them with stains, oil or varnish.

### Post-processing

The wall elements can be fitted with a **jointing system, such as a classic tongue and groove or wood dowels**. This will significantly aid assembly and installation. **Additional CNC finishing is also available if you want U grooves or V grooves** on the surface to reinforce the plank effect. These details are always first fully specified and calculated on a digital basis for full consultation with you. You will also receive the technical drawings.

The top layer of your product is by default pre-sanded and can be **finished with extra brushing at your request**. Removing the soft summer wood reinforces the wood grain with an even more natural feel of the surface. Depending on the selected thickness of the wood veneer top layer, extra light or intense brushing can be added. We also offer the option of giving the wall cladding an **extra solid look and feel by applying a band saw effect**. This method applies the saw cuts randomly across the wood grain for a traditional, rustic product look and feel.

### Finishing

Regarding staining and surface protection, the options are infinite. Our finishing centre offers the option of delivering the wall cladding as ready-made stained, varnished or oiled finished products. This way, the components need no further finishing and are ready to be installed.

13 standard core colours are available for oak. Furthermore, our team of colour specialists can develop a personalised colour customised to your project. All you need to do is deliver a sample. We will regenerate this colour in our finishing line.

To protect the wood surface, you have a choice of UV varnish or oil. A multi-coating finishing with UV varnish is exceptionally strong, guaranteeing optimal protection. You can choose between breathing or closed-pore structures and a gloss degree of 10% to 30%. Oil preserves the natural wood structure even better and the typical warm look and feel.

Make an appointment with one of our veneer consultants to specify the ideal product for your project. You can count on professional guidance and the advice of expert specialists.



## FLOORING



## Oak floors

With deep-rooted traditions as a manufacturer, Decospan has the necessary know-how regarding wooden floors. The warmth and beauty of a high-end European oak parquet floor adds value to any interior and supports contemporary architecture.

Decospan distinguishes itself by offering a broad range of wooden flooring, from a high-end veneer floor to combination parquet floors with an oil or varnish finish. Thanks to our flexible production department and our motivated employees, we can move quickly, setting various parameters to your specific wishes such as plank dimensions, style, finishing and thickness of the top and type of carrier. This ensures that the end result is guaranteed to fulfil all your requirements.

Decospan creates a wooden floor for you based on menu options to fit your budget and expectations.



## Floating floors

Ideal for swift installation: in contrast to more traditional laying methods and classic parquet floors, our floating laying method does not require any nails or glue. The click system also guarantees solid joints. After installation the floor is immediately ready for use. A floating floor is perfect for home installation, renovations or projects with tight deadlines.

- Top layer: 0.6 / 2 / 3.2 mm
- Uniclic® / Unifit® X
- simple placement
- HDF



### BOARD FLOOR

Top layer: 0.6 mm

1203 x 190 mm (47-3/8 x 7-1/2")

7.2 mm  
8.3 mm  
13 mm

1203 x 124 mm (47-3/8 x 4-7/8")

1503 x 166 mm (59-3/16 x 6-1/2")

10 mm

1800 x 124 mm (71-1/4 x 4-7/8")

1810 x 166 mm (71-1/4 x 6-1/2")

Top layer: 2 mm

1185 x 150 mm (46-5/8 x 6")

10 mm  
12.5 mm

1935 x 150 mm (76-3/16 x 6")

1935 x 194 mm (76-3/16 x 7-5/8")

Top layer: 3.2 mm

1184 x 148 mm (46-5/8 x 5-13/16")

14 mm

1934 x 148 mm (76-1/8 x 5-13/16")

1934 x 194 mm (76-1/8 x 7-5/8")



### PATTERN FLOOR

Top layer: 0.6 mm

595 x 121 mm  
(23-7/16 x 4-3/4")

10 mm

868.7 x 124.1 mm  
(34-3/16 x 4-7/8")

## Fully glued down

This means gluing the parquet floor to the subfloor. This anchors each individual plank, ensuring a more stable floor with optimal walking sound. This implies that the parquet floor forms a single system with the floor underneath, resulting in a pleasant acoustic effect with a full sound. Also, this installation method allows for thermal conducting between the floor heating and the surface.

- Top layer: 0.6 / 2 / 3.2 / 5.5 mm
- Tongue and groove
- HDF or Birch Plywood



### BOARD FLOOR

Top layer: 0.6 mm	1190 x 150 mm (46.85" x 5.91")	8 mm
	1940 x 150 mm (76.38" x 5.91")	
	1940 x 194 mm (76.38" x 7.64")	
Top layer: 2 mm	1190 x 150 mm (46.85" x 5.91")	10 mm
	1420 x 92 mm (55.90" x 3.62")	
	1940 x 150 mm (76.38" x 5.91")	
	1940 x 194 mm (76.38" x 7.64")	
Top layer: 3.2 mm	1190 x 150 mm (46.85" x 5.91")	14 mm
	1420 x 92 mm (55.90" x 3.62")	
	1940 x 194 mm (76.38" x 7.64")	
	1940 x 194 mm (76.38" x 7.64")	
Top layer: 5.5 mm	1940 x 194 mm (76.38" x 7.64")	19 mm
	1940 x 194 mm (76.38" x 7.64")	



### PATTERN FLOOR

Top layer: 2 mm	610 x 92 mm (24.02" x 3.62")	600 x 92 mm (23.62" x 3.62")	10 mm
	710 x 124 mm (27.95" x 4.88")	700 x 124 mm (27.56" x 4.88")	
Top layer: 3.2 mm	610 x 92 mm (24.02" x 3.62")	600 x 92 mm (23.62" x 3.62")	14 mm
	710 x 124 mm (27.95" x 4.88")	700 x 124 mm (27.56" x 4.88")	

## Qualities

---

### Pure oaks



Only the purest veneer wood is used for the **Premium** quality. The top layers have an exceptionally pure quality and mainly consist of quarter cut wood. **Top layer 0.6 mm.**



This **Select** quality consists of a wonderful blend of grains and shows more natural characteristics of real wood. The **thicker top layers of 2 and 3.2 mm** embody the natural beauty of oak wood

### Rustic oaks



**Rustic Light** is a rustic wooden floor where smaller and bigger knots make for a perfect balance. **Top layer 0.6/ 2/3.2/5.5 mm.**



**Rustic Mix:** A mix of Rustic Light and Nature with a balance between boards with a distinct rural character and boards with only slightly rustic aspects. **Top layer 2/3.2/5.5 mm.**



**Rustic Nature** brings nature into your home. The knots and natural wood character are strikingly visible. **Top layer 0.6/ 2/3.2/5.5 mm.**

## Post-processing


---

### Structure



#### BRUSHING

The wood surface can gain an extra dimension if you have the softer summer wood brushed out. This stresses the character of the floor and intensifies the finish.



#### BAND SAW EFFECT

To lend an extra traditional look to the parquet, we can bandsaw the planks. This effect is applied randomly across the plank.



#### AGING

In addition to the band saw effect, we can also apply an ageing effect to the floor. With random hammer beating, the bevelled edges lend a rustic character.

## Stains

The finishing department stains the parquet planks in accordance with your preferences. You can choose from a **series of shades we developed in-house**, or you can request us to **develop or regenerate a personal colour**. Decospan has extensive expertise with reactive stains that are exceptionally beautiful, giving the wood a weathered, aged look. Subtle shading differences in the staining pattern contribute to this natural aspect. This shading is enhanced by the varying tannin levels oak naturally contains, depending on the region or its place in the forest. Presentation and reaction differences are therefore perfectly normal, which makes our bleached floors unique.

### 13 standard core colours



## Varnish / oil

We can give your parquet floor a sustainable varnish or oil finish. Contemporary finishing technologies combine beauty and high durability.

A **varnish finish requires** less maintenance, offering better long-term protection. The varnish layer fully seals the pores of the wood. Our floors are finished with 8 layers of UV hardened varnish. This results in a low-maintenance floor and optimal protection against wear and tear, scratching and staining.

An **oil finish** gives the wood a more natural look and feel, an attractive patina and an authentic appeal. Soaping the floor frequently builds up an extra protection layer to make it more resistant to staining. Annual cleaning with a suitable high-performance cleaner and applying a maintenance oil optimise saturation in the wood.



PROJECT SUPPORT





### **Your project**

Decospan believes that wood contributes to beautiful, warm living and work interiors. Not just that - it also improves quality of life. We are happy to help you integrate wood into your project. Each project is personal. First we listen to your specific preferences. A wood consultant supports you in the entire selection process. This ensures that the result fulfils your expectations and is in line with your proposed budget.

### **Advice**

We are happy to host you in our inspiration centre. This enables you to explore and experience all Decospan solutions first-hand. The space is equipped with large wood samples and actual applications, such as tables, a kitchen and wooden walls. This centre presents a comprehensive experiences of the wide range of options that veneer can offer.

### **Premium Service**

Please make an appointment with one of our veneer advisers and come to Decospan to personally choose your veneer. You can count on professional guidance and the advice of expert specialists. We will then reserve and process the log you selected in accordance with the agreements. This means that you can be certain that the veneer is everything you expected it to be.  
You can see our approach on [www.youtube.com/decospan](http://www.youtube.com/decospan).

### **Documentation**

Decospan aims to make your life easier. We have a full range of samples that you can also order in the online shop. Go to the online shop now at [www.webshop.decospan.com](http://www.webshop.decospan.com) It is quick and easy to create an account.

Technical specifications, documents, processing and user instructions and certificates are also available online. Alternatively, we can send you a copy at your request.

**Customisation** You can also rely on us for further finishing of your veneer panels. Our know-how developed over decades is a testimony and guarantee of the high quality and due care applied in all our projects.

Do you prefer custom size panels to standard panels? Then you can choose for our **sawing service**. This service is very useful when you need many identical pieces of a certain size. Based on your bill of materials, the ordered items are sawn and packaged in accordance with your preferences. You can save a significant amount of time and money by making use of this project-driven service.

As a supplier to the project market and the furniture industry **we can execute complex CNC operations**. The custom made panels are finished with varnish in accordance with the technical drawings you submitted to Decospan. Our machines can perform various operations on customised panels. Our expertise encompasses wooden floors, panelling systems, acoustic products, wall and ceiling panels, bevelled edges, furniture components, wooden beams and CNC operations.

**Our technical experts are happy to assist if you have specific issues and will give input for your solutions. This allows for completing your project quicker and more efficiently.**

### Colour fine-tuning

At Decospan, we are committed to intensive project assistance as the best way to ensure a homogeneous final result. We make everything internally, allowing us to **align all the different components of your projects**. This makes sure that the floor, wall and ceiling elements are a harmonious overall picture in situ, instead of an array of separate parts.

### Acoustic solutions

Our acoustic solutions are a treat for both eyes and ears. They lend a space the decorative beauty of real wood and simultaneously correct voice echoing. Our sound-dampening panels increase acoustic comfort, even in spaces with high background levels. Decospan offers the international project market a wide range of efficient, decorative and sustainable noise-absorbing panels, customised for any application.

The acoustic solutions based on the Helmholtz principle consist of a high-end core with a real wood top layer. The panels can be delivered pre-finished or unfinished. Our extensive range meanwhile offers over **10 different types with a mix of micro or nano perforated, grooved or drilled veneer panels**.

Acoustics is a highly technical issue. This is why we guarantee personal assistance in your project, from the specification to the installation.



## Shop

Year:	2018
Country:	Belgium
Architect:	WeWantMore
Realisation:	Gielissen
Products:	Decopanel, Decoflex
Finishing:	American Walnut crown cut with invisible varnish

Shopping is increasingly perceived as an experience. The owner of this exclusive optician store had fully understood that. Supported by our advice, he selected a contemporary interior that relies on the warmth of **American walnut** wood to highlight hospitality in the business. Fully in line with contemporary fashion trends, the designer combined clean-lined elements with organic curves referring to the rounded shapes of spectacles. In order to successfully complete this challenge, the interior builder selected **an exclusive crown cut log, with an open-book jointing method**. This wood was used to clad the various components. For the curved surfaces, some of the veneer was supplied as Decoflex veneer sheets.



---

### Office

Year:	2019
Country:	Belgium
Architect:	Markk
Realisation:	De Laere Decor
Products:	Decopanel, Decoflex, acoustic panels
Finishing:	Brushed spruce veneer finished with matt white oil

We spend a lot of time at work. This is why a pleasant work environment is so important. In **office buildings**, **great acoustics** are a major factor in job satisfaction. Too much noise can ruin concentration levels and well-being at work. The principal of this project explicitly preferred a warm, acoustically absorbing finishing.

The architect fulfilled these preferences by applying **spruce veneer** on the walls, and where possible to apply the Helmholtz principle of acoustic damping. He applied a combination of **grooved and micro and nano perforated panels**. For the finishing of the other walls and the rounded corners, he applied Decopanel and Decoflex respectively, using the same top layer as the acoustic panels.

The space was further finished with an open ceiling, with a nod to the industrial character of the company.



Branded wood solutions



**"We specifically developed these collections to fulfil the current tendencies in the market and to make veneer more accessible."**

Our collections are innovation and trendsetting in the sector. These simplified products makes veneer more accessible. The collections respond to today's trends in interiors, offering a concrete solution for the most frequently received design preferences. Additionally, these products are easier to apply because they offer a comprehensive solution with a range of accessories.

Each new collection must meet the same basic requirements: innovative, high quality and sustainable.

**SHINNOKI®**  
prefinished wood panels



A range of **ready-to-use wood veneer panels** that do not need any further finishing. For all designs edge finishing is available, both in veneer as well as in ABS.  
**[www.shinnoki.com](http://www.shinnoki.com)**

**QUERKUS**  
finest oak collection



A collection of **oak veneered products only**, with an aesthetic basis, offering solutions for any look, feel and thickness.  
**[www.querkusdecospan.com](http://www.querkusdecospan.com)**

## Collections with veneered panels

---

Nordus  
the scandinavian collection



An accessible collection of veneered panels that perfectly responds to the trend towards a more **Scandinavian, clean-lined interior design**.

[www.nordusdecospan.com](http://www.nordusdecospan.com)

look'  
likes  
reconstituted  
veneers



A collection of **reconstituted veneers**. Moreover, this creatively combined range is an ecological alternative to exotic wood species.

[www.looklikesdecospan.com](http://www.looklikesdecospan.com)

a product of  
**DECOSPAN®**  
Wood Solutions

## Collections of walls and acoustic solutions

---



Decorative wall cladding based on veneered tiles and planks with and invisible fixture system.

[www.astratadecospan.com](http://www.astratadecospan.com)



A wide range of decorative and sustainable noise-absorbing panels, customised for any application.

[www.woodcoustics.com](http://www.woodcoustics.com)

**Par-ky®**  
friendly floors



A **wood veneer floor** that combines the warmth and the unique design qualities of real wood with the benefits of laminate.

[www.par-ky.com](http://www.par-ky.com)

**CABBANI®**  
custom made parquet



A **high-end parquet floor** based on HDF or birch plywood with a top layer of 0.6, 2, 3.2 or 5.5 mm in European oak. This product bridges the warmth and beauty of real wood with contemporary architecture.

[www.cabbani.com](http://www.cabbani.com)

a product of  
**DECOSPAN®**  
Wood Solutions

---

## Production sites

### BELGIUM

Decospan nv  
Industriezone Grenslan  
Lageweg 33  
8930 Menen  
Belgium  
+32 56 52 88 00  
info@decospan.be

Decospan nv  
Industriezone Grenslan  
Ringlaan 3  
8930 Menen  
Belgium  
+32 56 52 88 00  
info@decospan.be

### FRANCE

Decospan France sas  
535 Parc d'Activités Économiques  
de la Creule  
59190 Hazebrouck  
France  
+33 3 28 50 34 00  
info@decospan.fr

Cabannes sas  
Le Cabaret  
17210 Chevancaux  
France  
+33 5 46 04 64 27

### CROATIA

Decospan Mato Furnir d.o.o.  
Savska ulica 166, Oprisavci  
35213 Oprisavci  
Croatia  
+385 35 215 750  
info@decomat.hr

Decospan d.o.o.  
Savska ulica 158, Oprisavci  
35213 Oprisavci  
Croatia  
+385 35 215 750  
info@decospan.hr

---

## Inspiration centres & wood consultants

We are happy to assist you with advice and recommendations. Our wood consultants carefully listen to address your needs, assisting you in finding effective solutions. Get ready to be submerged in the wonderful world of wood veneer in our inspiration centres. In addition to practical samples of our products, our centres show real-life examples applying our solutions in a realistic setting.

Make an appointment today via [info@decospan.com](mailto:info@decospan.com) or +32 56 52 88 00.

**Menen – Paris – London – Shanghai – New York**



Our regional managers  
are waiting for you worldwide  
to present your customised  
"wood solutions".



#### Our thanks to:

Obumex, De Laere Decor, Luyten Interior Contractors, Gielissen, Swa Gagelmans, Korneel Benoit, Silvana Callens, WeWantMore, Markk, Ar. Goedefroo+Goedefroo en Co.Studio, Klaas Verdru, Bert Demasure, Michiel Vergauwe, Beeldpunt & Lennen Descamps, Liesbet Goetschalckx, and everyone who contributed to this brochure.

# DECOSPAN®

Wood Solutions

Decospan nv  
Industriezone Grensland  
Lageweg 33  
8930 Menen  
Belgium  
T +32 56 52 88 00  
E info@decospan.com

[www.decospan.com](http://www.decospan.com)

© Decospan 2019 - Nothing from this brochure may be reproduced without written prior permission.

Please note that the information in this brochure may be outdated and a new version may already have been issued. That is why we recommend you to always consult our website to download the most recent version. The photos of the different wood species, as shown in this brochure, are a representation of a unique part of wood and are not binding for future deliveries.

Decospan is committed to the continuous improvement of its products and services, therefore the actual products may differ from the products and pictures in this brochure. Decospan disclaims any liability pursuant to the variations that may occur between the products and pictures in this brochure and the actual products. All content in this brochure is for information purposes only and no rights can be obtained therefrom.

The processor is always expected to do an incoming inspection of the products before further processing. Once the processing is started (sawing, sanding, staining, lacquering...) the delivery is considered as accepted. All treatments as to staining and lacquering of a veneered panel is beyond the responsibility of the manufacturer Decospan.







